



# TCEKPFLEY









## PE/PVC railway safety ground cables, screened

### RAILWAY SIGNALLING AND TELECOMMUNICATIONS CABLES


The cables are waterproof and designed for cable ducting, laying in the ground, and for external environment for railway telecommunication, control and signaling systems.



#### TECHNICAL DATA

 <p><b>Standard</b> TP PRAKAB 02/00</p>	 <p><b>Rated Voltage</b> 380 V</p>	 <p><b>Core identification</b> TP PRAKAB 02/00</p>
 <p><b>Certificate</b> EZÚ Czech Republic</p>	 <p><b>Bending radius (min.)</b> 10 x Ø of cable</p>	 <p><b>Temperature range</b> Laying temperature: min. -10°C Operating temperature: -40°C up to 70°C</p>
 <p><b>Test Voltage</b> core/core 3 kV / 50 Hz core/screen 3 kV / 50 Hz</p>	 <p><b>Fire properties</b> EN 60332-1-2: self-extinguishing CPR: Eca</p>	

#### DESIGN



- 1 Copper conductor, round solid (RE)
- 2 Core insulation (foam skin PE), cores star quaded and quads stranded in groups, core stranding petrol jelly filled
- 3 Inner covering (paper tape)
- 4 Concentric screen (PE-Al-PE tape)
- 5 Sheath (PE, black)
- 6 Sheath (PVC black, UV-resistant)

## Electrical parameters

Loop resistance max	Ω/km	50
Capacitance unbalance, max. k	pF/m	0.83
Mutual capacitance, max.	nF/km	60
Impedance at 800 Hz	Ω	390
Attenuation at 800 Hz	dB/km	0.7
Conductor diameter	mm	1
Conductor resistance, max. at 20 °C	Ω/km	10

Number of pairs x nominal diameter	Outer diameter appr. (mm)	Total weight appr. (kg/km)
2 x 2 x 1	17.4	297
3 x 2 x 1	16.9	294
4 x 2 x 1	17.8	332
6 x 2 x 1	19.8	414
7 x 2 x 1	19.8	426
12 x 2 x 1	23.1	589
16 x 2 x 1	25.2	712
24 x 2 x 1	28.6	937
30 x 2 x 1	30.9	1098
48 x 2 x 1	36.5	1568
61 x 2 x 1	40.0	1888

## CONTACT PERSON

**Jan Pietroň**  
Key Account Manager  
+420 604 471 907  
jan.pietron@koneka.cz

