

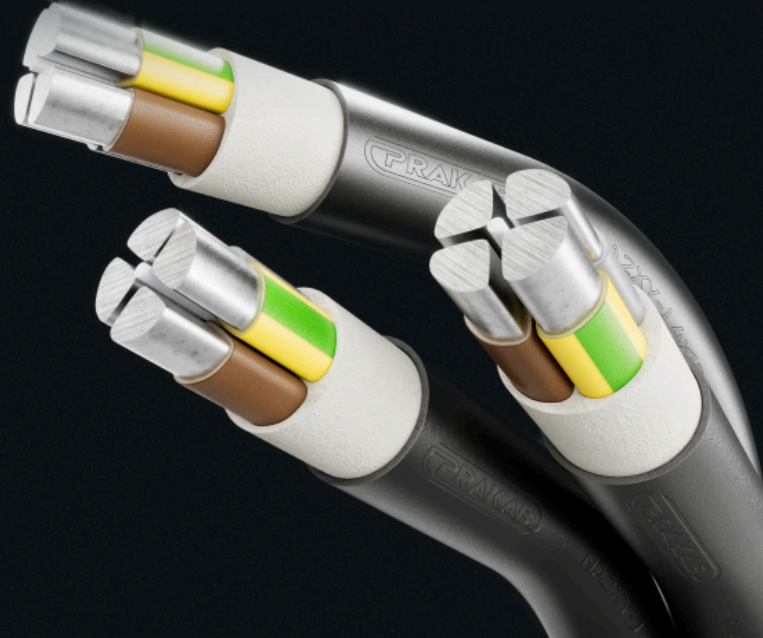


NA2XY









XLPE/PVC aluminium energy cable

LOW VOLTAGE CABLES 0,6/1 kV

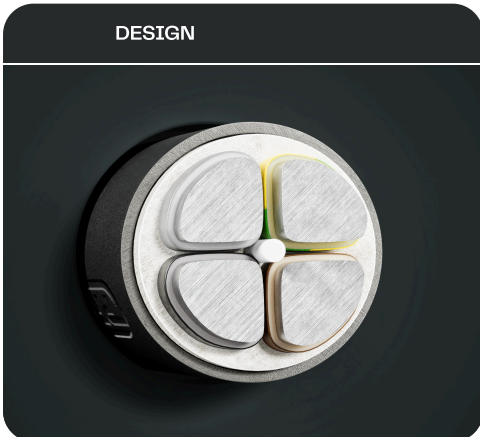
Power distribution cables in power stations, industrial installations and switchgears, as well as in local mains. For fixed installation underground, in interior premises, cable ducts, in the open air, in water – as permitted by the local building regulations – if no risk of any mechanical damage is to be expected.



TECHNICAL DATA

 <p>Standard DIN VDE 0276–603 (HD 603)</p>	 <p>Rated Voltage 0,6/1 kV</p>	 <p>Core identification HD 308 S2</p>
 <p>Certificate VDE Germany</p>	 <p>Bending radius (min.) 12 x Ø of cable</p>	 <p>Temperature range Laying temperature: min. -5°C Operating temperature: -50°C up to 90°C</p>
 <p>Test Voltage core/core 4 kV / 50 Hz</p>	 <p>Fire properties EN 60332-1-2: flame retardant CPR Classification: Eca</p>	

DESIGN



- 1 Aluminium conductor, round solid (RE), sector-shaped solid (SE), round stranded (RM), resp. sector-shaped stranded (SM)
- 2 Core insulation (XLPE)
- 3 Inner covering (EPDM)
- 4 Sheath (PVC black, UV-resistant)

Number of cores x nominal cross-section (mm ²)	Max. conductor resistance (Ω/km)	Current rating in the earth (A)	Current rating in the air (A)	Outer diameter appr. (mm)	Total weight appr. (kg/km)
4 x 35 RE	0.868	135	126	28.0	1063
3 x 50 SM	0.641	158	149	27.2	942
4 x 50 SE	0.641	158	149	28.3	1129
4 x 50 SM	0.641	158	149	30.1	1188
1 x 70 RM	0.443	310	260	16.8	370
3 x 70 SM	0.443	196	191	31.1	1258
3 x 70 + 35 SM/RE	0.443 / 0.868	196	191	33.8	1563
4 x 70 SE	0.443	196	191	32.7	1520
4 x 70 SM	0.443	196	191	34.1	1588
1 x 95 RM	0.32	372	321	18.6	464
3 x 95 SM	0.32	234	234	33.9	1562
3 x 95 + 50 SM/SM	0.32 / 0.641	234	234	35.5	1830
4 x 95 SE	0.32	234	234	36.2	1928
1 x 120 RM	0.253	425	376	20.2	555
3 x 120 SM	0.253	268	273	36.9	1867
3 x 120 + 70 SM/SM	0.253 / 0.443	268	273	38.9	2256
4 x 120 SE	0.253	268	273	39.6	2325
4 x 120 SM	0.253	268	273	42.0	2439
1 x 150 RM	0.206	476	431	22.0	660
3 x 150 + 70 SM/SM	0.206 / 0.443	300	311	43.6	2676
4 x 150 SE	0.206	300	311	44.3	2880
4 x 150 SM	0.206	300	311	47.2	2960
1 x 185 RM	0.164	541	501	24.1	799
3 x 185 + 95 SM/SM	0.164 / 0.32	342	360	47.5	3235
4 x 185 SE	0.164	342	360	48.5	3500
4 x 185 SM	0.164	342	360	52.5	3633
1 x 240 RM	0.125	631	600	26.7	994
3 x 240 SM	0.125	398	427	50.1	3469
3 x 240 + 120 SM/SM	0.125 / 0.253	398	427	53.4	4060
4 x 240 SE	0.125	398	427	53.6	4329
4 x 240 SM	0.125	398	427	58.2	4541
1 x 300 RM	0.1	716	696	29.4	1210
1 x 400 RM	0.078	825	821	33.3	1526
1 x 500 RM	0.061	952	971	36.2	1869

CONTACT PERSON

Vojtěch Cuřin
Product Supervisor
+420 731 226 023
vojtech.curin@prakab.com

