



# NY Y









## PVC/PVC copper energy cables

LOW VOLTAGE CABLES 0,6/1 kV


The cables are designed for distribution of electrical energy in fixed installation in the ground, cable ducts and in the outdoor environment.



### TECHNICAL DATA

 <p><b>Standard</b> DIN VDE 0276-603 (HD 603), HD 627</p>	 <p><b>Rated Voltage</b> 0,6/1 kV</p>	 <p><b>Core identification</b> HD 308 S2</p>
 <p><b>Certificate</b> VDE Germany</p>	 <p><b>Bending radius (min.)</b> 12 x Ø of cable (multicore) 15 x Ø of cable (singlecore)</p>	 <p><b>Temperature range</b> Laying temperature: min. -5°C Operating temperature: -50°C up to 70°C</p>
 <p><b>Test Voltage</b> core/core 4 kV / 50 Hz</p>	 <p><b>Fire properties</b> EN 60332-1-2: self-extinguishing OPR classification: Eca</p>	<p>Conductor temperature: max. 70°C Short circuit temperature: max. 140°C</p>

### DESIGN



- 1 Copper conductor, round solid (RE), round stranded (RM) resp. sector-shaped stranded (SM)
- 2 Core insulation (PVC)
- 3 Inner covering (EPDM)
- 4 Sheath (PVC black, UV-resistant)

Number of cores x nominal cross-section (mm <sup>2</sup> )	Max. conductor resistance (Ω/km)	Current rating in the earth (A)	Current rating in the air (A)	Outer diameter appr. (mm)	Total weight appr. (kg/km)
2 x 1.5 RE	12.1	33	22	11.5	160
3 x 1.5 RE	12.1	27	20	12.0	205
4 x 1.5 RE	12.1	27	20	12.8	240
5 x 1.5 RE	12.1	27	20	14.7	280
2 x 2.5 RE	7.41	43	30	12.3	235
3 x 2.5 RE	7.41	36	25	12.5	260
4 x 2.5 RE	7.41	36	25	13.8	310
5 x 2.5 RE	7.41	54	25	14.8	345
2 x 4 RE	4.61	54	37	14.1	315
3 x 4 RE	4.61	47	34	14.5	355
4 x 4 RE	4.61	47	34	15.8	425
5 x 4 RE	4.61	47	34	16.2	495
2 x 6 RE	3.08	68	48	15.1	390
3 x 6 RE	3.08	59	43	15.5	430
4 x 6 RE	3.08	59	43	17.1	525
5 x 6 RE	3.08	59	43	18.5	615
1 x 10 RE	1.83	124	81	9.7	175
1 x 10 RM	1.83	124	81	10.0	185
2 x 10 RE	1.83	90	66	17.0	550
2 x 10 RM	1.83	90	66	18.0	575
3 x 10 RE	1.83	79	59	17.5	600
3 x 10 RM	1.83	79	59	18.2	650
4 x 10 RE	1.83	79	59	19.0	790
4 x 10 RM	1.83	79	59	19.0	740
5 x 10 RE	1.83	79	59	20.5	885
5 x 10 RM	1.83	79	59	21.5	940
1 x 16 RE	1.15	160	107	10.6	230
1 x 16 RM	1.15	160	107	10.9	245
3 x 16 RE	1.15	102	79	19.0	810
3 x 16 RM	1.15	102	79	21.4	940
4 x 16 RE	1.15	102	79	23.0	1060
4 x 16 RM	1.15	102	79	22.0	1040
5 x 16 RE	1.15	102	79	24.5	1230
5 x 16 RM	1.15	102	79	24.8	1310
1 x 25 RM	0.727	208	144	12.6	350
2 x 25 RM	0.727	151	120	23.1	1100
3 x 25 RM	0.727	133	106	24.5	1330
3 x 25 + 16 RM/RE	0.727 / 1,15	133	106	26.7	1400
4 x 25 RM	0.727	133	106	26.7	1550
5 x 25 RM	0.727	133	106	29.9	1920
1 x 35 RM	0.524	250	176	13.8	455
4 x 35 RM	0.524	159	129	29.6	2010
4 x 35 SM	0.524	159	129	27.6	1900
5 x 35 RM	0.524	159	129	33.1	2610
1 x 50 RM	0.387	296	214	15.4	595
3 x 50 + 25 SM/RM	0.387 / 0,727	188	157	34.4	2330
4 x 50 SM	0.387	188	157	34.4	2450
1 x 70 RM	0.268	365	270	17.0	800
3 x 70 + 35 SM/SM	0.268 / 0,524	232	199	43.0	3060
4 x 70 SM	0.268	232	199	43.0	3290
1 x 95 RM	0.193	438	334	19.1	1100
3 x 95 + 50 SM/SM	0.193 / 0,387	280	246	42.8	4160



Number of cores x nominal cross-section (mm <sup>2</sup> )	Max. conductor resistance (Ω/km)	Current rating in the earth (A)	Current rating in the air (A)	Outer diameter appr. (mm)	Total weight appr. (kg/km)
4 x 95 SM	0.193	280	246	46.6	4550
1 x 120 RM	0.153	501	389	20.6	1350
3 x 120 + 70 SM/SM	0.153 / 0,268	318	285	46.6	5150
4 x 120 SM	0.153	318	285	46.6	5570
1 x 150 RM	0.124	563	446	22.2	1610
3 x 150 + 70 SM/SM	0.124 / 0,268	359	326	50.4	6090
4 x 150 SM	0.124	359	326	50.4	6720
1 x 185 RM	0.099	639	516	24.6	2060
3 x 185 + 95 SM/SM	0.099 / 0,193	406	374	54.4	7460
4 x 185 SM	0.099	406	374	57.0	8560
1 x 240 RM	0.075	746	618	27.6	2590
3 x 240 + 120 SM/SM	0.075 / 0,153	473	445	60.8	9900
4 x 240 SM	0.075	473	445	63.2	11140
1 x 300 RM	0.060	848	717	30.5	3260
3 x 300 + 150 SM/RM	0.060 / 0,124	535	511	66.3	11980
1 x 400 RM	0.047	975	843	34.3	4210
1 x 500 RM	0.037	1125	994	37.7	5210

#### CONTACT PERSON

**Vojtěch Cuřin**  
 Product Supervisor  
 +420 731 226 023  
 vojtech.curin@prakab.com

