



E-YCY









PVC/PVC copper energy cables, screened

COPPER 0,6/1 kV, SCREENED OR ARMoured


Power distribution and control cables in power stations, industrial installations and switchgears, as well as in local mains. For fixed installation underground, in interior premises, cable ducts, in the open air and in water – as permitted by the local building regulations – if protection against shock hazard in the event of mechanical damage or electrical screening is required.



TECHNICAL DATA

 <p>Standard ÖVE/ONORM E 8200–603 (HD 603) ÖVE/ONORM E 8200–627 (HD 627)</p>	 <p>Rated Voltage 0,6/1 kV</p>	 <p>Core identification HD 308 S2</p>
 <p>Certificate ÖVE Austria</p>	 <p>Bending radius (min.) 12 x Ø of cable (multicore) 15 x Ø of cable (singlecore)</p>	 <p>Temperature range Laying temperature: min. -5°C Operating temperature: -50°C up to 70°C</p>
 <p>Test Voltage core/core 4 kV / 50 Hz</p>	 <p>Fire properties EN 60332-1-2: self-extinguishing CPR classification: Eca</p>	<p>Conductor temperature: max. 70°C Short circuit temperature: max. 160°C</p>

DESIGN



- 1 Copper conductor, round solid (RE) resp. round stranded (RM)
- 2 Core insulation (PVC)
- 3 Inner covering (EPDM)
- 4 Concentric screen (bare copper wires) and counter helix (copper tape) and optional plastic tape
- 5 Sheath (PVC black, UV-resistant)

Number of cores x nominal cross-section / cross-section of screen (mm ²)	Max. conductor resistance (Ω/km)	Current rating in the earth (A)	Current rating in the air (A)	Outer diameter appr. (mm)	Total weight appr. (kg/km)
2 x 1.5 RE / 1.5	12.1	32	20	13.5	238
2 x 1.5 RE / 16	12.1	32	20	14.2	316
3 x 1.5 RE / 1.5	12.1	27	20	13.9	261
3 x 1.5 RE / 6	12.1	27	20	14.5	309
3 x 1.5 RE / 16	12.1	27	20	14.9	331
4 x 1.5 RE / 1.5	12.1	27	20	14.6	293
4 x 1.5 RE / 16	12.1	27	20	15.6	427
5 x 1.5 RE / 1.5	12.1	19	14	15.5	327
5 x 1.5 RE / 16	12.1	19	14	16.2	376
7 x 1.5 RE / 1.5	12.1	16	12	16.7	401
7 x 1.5 RE / 2.5	12.1	16	12	16.7	410
7 x 1.5 RE / 6	12.1	16	12	17.3	448
7 x 1.5 RE / 16	12.1	16	12	17.7	535
10 x 1.5 RE / 2.5	12.1	13	10	19.6	548
10 x 1.5 RE / 6	12.1	13	10	20.2	586
10 x 1.5 RE / 16	12.1	13	10	20.6	674
12 x 1.5 RE / 1.5	12.1	12	10	20.0	581
12 x 1.5 RE / 2.5	12.1	12	10	20.0	590
12 x 1.5 RE / 16	12.1	12	10	21.0	716
14 x 1.5 RE / 4	12.1	12	9	21.3	660
14 x 1.5 RE / 16	12.1	12	9	21.7	767
16 x 1.5 RE / 4	12.1	11	9	22.3	586
16 x 1.5 RE / 16	12.1	11	9	23.2	721
19 x 1.5 RE / 1.5	12.1	11	9	22.4	772
19 x 1.5 RE / 4	12.1	11	9	23.0	799
19 x 1.5 RE / 6	12.1	11	9	23.0	819
19 x 1.5 RE / 16	12.1	11	9	23.4	904
24 x 1.5 RE / 1.5	12.1	9	8	25.7	988
24 x 1.5 RE / 6	12.1	9	8	26.3	1036
24 x 1.5 RE / 16	12.1	9	8	26.7	1119
30 x 1.5 RE / 16	12.1	8	7	27.8	1250
37 x 1.5 RE / 6	12.1	8	7	29.1	1345
37 x 1.5 RE / 16	12.1	8	7	29.5	1426
44 x 1.5 RE / 16	12.1	7	6	32.4	1671
48 x 1.5 RE / 16	12.1	7	6	32.8	1746
61 x 1.5 RE / 16	12.1	7	6	33.5	1951
2 x 2.5 RE / 2.5	7.41	42	27	14.2	286
2 x 2.5 RE / 16	7.41	42	27	15.2	412
3 x 2.5 RE / 2.5	7.41	36	25	14.7	318
3 x 2.5 RE / 16	7.41	36	25	15.7	444
4 x 2.5 RE / 2.5	7.41	36	25	15.6	361
4 x 2.5 RE / 6	7.41	36	25	16.2	400
4 x 2.5 RE / 16	7.41	36	25	16.6	487
5 x 2.5 RE / 2.5	7.41	25	19	16.5	407
5 x 2.5 RE / 16	7.41	25	19	17.5	533
7 x 2.5 RE / 2.5	7.41	21	17	17.9	505
7 x 2.5 RE / 6	7.41	21	17	18.5	543
7 x 2.5 RE / 16	7.41	21	17	18.9	630
10 x 2.5 RE / 4	7.41	18	14	21.7	704
10 x 2.5 RE / 16	7.41	18	14	22.1	812
12 x 2.5 RE / 4	7.41	17	13	22.2	765
12 x 2.5 RE / 16	7.41	17	13	22.6	876



Number of cores x nominal cross-section / cross-section of screen (mm ²)	Max. conductor resistance (Ω/km)	Current rating in the earth (A)	Current rating in the air (A)	Outer diameter appr. (mm)	Total weight appr. (kg/km)
14 x 2.5 RE / 16	7.41	16	13	23.4	948
16 x 2.5 RE / 6	7.41	15	12	22.1	831
16 x 2.5 RE / 16	7.41	15	12	23.1	1101
19 x 2.5 RE / 6	7.41	14	11	25.3	1077
19 x 2.5 RE / 16	7.41	12	11	25.7	1160
24 x 2.5 RE / 6	7.41	12	10	28.6	1338
24 x 2.5 RE / 10	7.41	12	10	29.0	1369
24 x 2.5 RE / 16	7.41	12	10	29.0	1420
30 x 2.5 RE / 6	7.41	11	9	29.9	1527
30 x 2.5 RE / 16	7.41	11	9	30.3	1608
37 x 2.5 RE / 16	7.41	11	9	31.3	1971
48 x 2.5 RE / 16	7.41	9	8	34.5	2441
2 x 4 RE / 4	4.61	54	37	16.5	383
2 x 4 RE / 16	4.61	54	37	16.9	491
3 x 4 RE / 4	4.61	46	34	17.1	431
4 x 4 RE / 4	4.61	46	34	18.1	493
4 x 4 RE / 16	4.61	46	34	18.5	601
5 x 4 RE / 4	4.61	32	25	19.3	561
5 x 4 RE / 16	4.61	32	25	19.7	669
7 x 4 RE / 4	4.61	28	21	20.9	700
7 x 4 RE / 16	4.61	28	21	21.3	808
10 x 4 RE / 6	4.61	25	18	25.4	1019
14 x 4 RE / 16	4.61	24	17	27.5	1304
2 x 6 RE / 6	3.08	68	48	17.5	470
2 x 6 RE / 16	3.08	68	48	16.1	481
3 x 6 RE / 6	3.08	58	43	18.2	535
4 x 6 RE / 6	3.08	58	43	19.3	618
4 x 6 RE / 16	3.08	58	43	19.7	705
5 x 6 RE / 16	3.08	41	32	21.0	794
2 x 10 RE / 16	1.83	90	66	19.9	702
4 x 10 RE / 16	1.83	78	59	22.1	933
4 x 10 RM / 16	1.83	78	59	20.7	876
5 x 10 RM / 16	1.83	55	44	23.8	1021
2 x 16 RE / 10	1.15	116	89	19.6	806
3 x 16 RE / 10	1.15	101	78	21.1	941
4 x 16 RE / 10	1.15	101	78	24.7	1189
4 x 16 RE / 16	1.15	101	78	24.4	1141
5 x 16 RM / 16	1.15	71	59	26.1	1381
3 x 25 RM / 16	0.727	132	105	25.1	1421
4 x 25 RM / 16	0.727	132	105	28.2	1641

CONTACT PERSON

Vojtěch Cuřin
Product Supervisor
+420 731 226 023
vojtech.curin@prakab.com

