




# H07V-R (Ym)









PVC insulated wires, stranded

INSTALLATION AND HARMONISED CABLES AND WIRES

For fixed installation in conduits on or under plaster. Suitable for protected installation in and on lighting facilities or control devices for voltages up to 750 V AC or 1000 V DC against ground.



## TECHNICAL DATA

 <p><b>Standard</b> EN 50525-2-31</p>	 <p><b>Rated Voltage</b> 450/750 V (U<sub>0</sub>/U)</p>	 <p><b>Core identification</b> According to EN 50525-1: CR, SM, MD, HA, SE, OR, RZ, RA, TY, FI, BA, ZZ</p>
 <p><b>Certificate</b> EZÚ Czech Republic ÖVE Austria</p>	 <p><b>Bending radius (min.)</b> 4 x <math>\phi</math> of wire</p>	 <p><b>Temperature range</b> Laying temperature: min. 5°C Operating temperature: -5°C up to 70°C Conductor temperature: max. 70°C Short circuit temperature: max. 160°C</p>
 <p><b>Test Voltage</b> 2.5 kV / 50 Hz</p>	 <p><b>Fire properties</b> EN 60332-1-2: self-extinguishing CPR Classification: Eca</p>	

## DESIGN



- 1 Copper conductor, round stranded (RM) -U
- 2 Core insulation (PVC)

Nominal cross-section (mm <sup>2</sup> )	Max. conductor resistance (Ω/km)	Current rating in the air (A)	Outer diameter appr. (mm)	Total weight appr. (kg/km)
6	3.08	59	4.4	64
10	1.83	81	6.0	120
16	1.15	107	6.8	164
25	0.727	144	8.5	256
35	0.524	176	9.7	346
50	0.387	214	11.3	469
70	0.268	270	12.9	660
95	0.193	334	15.0	912
120	0.153	389	16.5	1133
150	0.124	446	18.1	1401
185	0.099	516	20.6	1751
240	0.075	618	23.4	2291
300	0.060	711	26.1	2866

**CONTACT PERSON**

**Vojtěch Cuřín**  
Product Supervisor  
+420 731 226 023  
vojtech.curin@prakab.com

