




# 1-CYKY









## PVC/PVC copper energy cables

LOW VOLTAGE CABLES 0,6/1 kV


The cables are designed for distribution of electrical energy in fixed installation in the ground, cable ducts and in the outdoor environment.



### TECHNICAL DATA

 <p><b>Standard</b> PNE 347659-3, TP PRAKAB 01/03</p>	 <p><b>Rated Voltage</b> 0.6/1 kV</p>	 <p><b>Core identification</b> ČSN 33 0166 ed. 2</p>
 <p><b>Certificate</b> EZÚ Czech Republic</p>	 <p><b>Bending radius (min.)</b> 12 x Ø of cable up to 15 mm 15 x Ø of cable over 15 mm</p>	 <p><b>Temperature range</b> Laying temperature: min. -5°C Operating temperature: -50°C up to 70°C</p>
 <p><b>Test Voltage</b> core/core 4 kV / 50 Hz</p>	 <p><b>Fire properties</b> ČSN EN 60332-1-2: self-extinguishing OPR classification: Eca</p>	<p>Conductor temperature: max. 70°C Short circuit temperature: max. 160°C</p>

### DESIGN



- 1 Copper conductor, round solid (RE), round stranded (RM) resp. sector-shaped stranded (SM)
- 2 Core insulation (PVC)
- 3 Inner covering (EPDM or plastic tape)
- 4 Sheath (PVC black, UV-resistant)

Number of cores x nominal cross-section (mm <sup>2</sup> )	Max. conductor resistance (Ω/km)	Current rating in the earth (A)	Current rating in the air (A)	Outer diameter appr. (mm)	Total weight appr. (kg/km)
4 x 10 RE	1.83	81	60	16.1	700
4 x 16 RE	1.15	105	80	18.6	970
4 x 25 RM	0.727	132	105	23.8	1515
5 x 25 RM	0.727	92	105	26.1	1825
3 x 35 + 25 RM/RM	0.524 / 0.727	159	129	26.2	1810
4 x 35 RM	0.524	159	129	26.2	1955
5 x 35 RM	0.524	110	129	28.8	2370
3 x 50 + 35 SM/RM	0.387 / 0.524	188	157	30.4	2060
4 x 50 RM	0.387	188	157	31.3	2600
4 x 50 SM	0.387	188	157	30.4	2190
3 x 70 + 50 SM/RM	0.268 / 0.387	232	199	34.9	2780
4 x 70 SM	0.268	232	199	34.9	2990
5 x 70 RM	0.268	164	140	39.9	4320
3 x 95 + 70 SM/RM	0.198 / 0.268	280	246	39.3	3830
3 x 95 + 50 SM/RM	0.198 / 0.387	280	246	39.3	3640
4 x 95 SM	0.198	280	246	39.3	4100
3 x 120 + 70 SM/RM	0.153 / 0.268	318	285	43.0	4540
3 x 120 + 50 SM/RM	0.153 / 0.387	318	285	43.0	4350
4 x 120 SM	0.153	318	285	43.0	5035
3 x 150 + 70 SM/RM	0.124 / 0.268	359	326	46.8	5410
4 x 150 SM	0.124	359	326	46.8	6190
3 x 185 + 95 SM/RM	0.102 / 0.198	406	374	49.8	6890
4 x 185 SM	0.102	406	374	49.8	7760
3 x 240 + 120 SM/RM	0.075 / 0.153	473	445	56.4	8840
4 x 240 SM	0.075	473	445	56.4	10055

**CONTACT PERSON**

**Jan Pietroň**  
Key Account Manager  
+420 604 471 907  
jan.pietron@koneka.cz

