



CYKY









PVC/PVC installation cables

INSTALATION AND HARMONISED CABLES AND WIRES


The cables are designed for fixed distribution of electricity in the ground or in the open environment without any mechanical stress.



TECHNICAL DATA

 <p>Standard ČSN 34 7411</p>	 <p>Rated Voltage 450/750 V</p>	 <p>Core identification ČSN 33 0166 ed. 2 ČSN EN 50334</p>
 <p>Certificate EZÚ Czech Republic</p>	 <p>Bending radius (min.) 6 x ϕ of cable up to 20 mm (included) 12 x ϕ of cable over 20 mm</p>	 <p>Temperature range Laying temperature: min. -5°C Operating temperature: -40°C up to 70°C</p>
 <p>Test Voltage core/core 2,5 kV / 50 Hz</p>	 <p>Fire properties ČSN EN 60332-1-2: self-extinguishing CPR classification: Eca</p>	<p>Conductor temperature: max. 70°C Short circuit temperature: max. 160°C</p>

DESIGN



- 1 Copper conductor, round solid (RE)
- 2 Core insulation (PVC)
- 3 Inner covering (EPDM)
- 4 Sheath (PVC black, UV-resistant) with colored stripe according to dimension: CYKY-J 3x1,5 blue; CYKY-O 3x1,5 red; CYKY J 3x2,5 green; CYKY-J 5x1,5 violet; CYKY-J 5x2,5 yellow

Number of cores x nominal cross-section (mm ²)	Max. conductor resistance (Ω/km)	Current rating in the earth (A)	Current rating in the air (A)	Outer diameter appr. (mm)	Total weight appr. (kg/km)
2 x 1.5 RE	12.531	34	22	8.1	100
3 x 1.5 RE	12.531	28	19	8.6	120
4 x 1.5 RE	12.531	28	19	9.3	140
5 x 1.5 RE	12.531	28	19	10.1	165
7 x 1.5 RE	12.531	16	13	11.0	205
12 x 1.5 RE	12.531	13	10	14.6	390
19 x 1.5 RE	12.531	11	9	17.0	550
24 x 1.5 RE	12.531	9	8	20.1	710
37 x 1.5 RE	12.531	8	7	22.9	995
48 x 1.5 RE	12.531	7	6	26.6	1270
2 x 2.5 RE	7.52	45	30	8.9	130
3 x 2.5 RE	7.52	36	25	9.5	160
4 x 2.5 RE	7.52	36	25	10.3	200
5 x 2.5 RE	7.52	36	25	11.2	235
7 x 2.5 RE	7.52	22	15	12.2	300
12 x 2.5 RE	7.52	17	13	16.3	570
19 x 2.5 RE	7.52	14	10	19.3	810
24 x 2.5 RE	7.52	12	9	22.5	1065
37 x 2.5 RE	7.52	10	8	26.1	1470
48 x 2.5 RE	7.52	9	6	29.8	1905
2 x 4 RE	4.7	59	40	10.6	175
3 x 4 RE	4.7	48	34	11.2	220
4 x 4 RE	4.7	48	34	12.2	260
5 x 4 RE	4.7	48	34	13.8	315
7 x 4 RE	4.7	29	20	15.0	455
12 x 4 RE	4.7	22	16	20.0	770
2 x 6 RE	3.133	73	51	11.6	230
3 x 6 RE	3.133	61	43	12.3	290
4 x 6 RE	3.133	61	43	13.8	355
5 x 6 RE	3.133	61	43	15.1	420
2 x 10 RE	1.88	81	66	13.8	410
3 x 10 RE	1.88	81	60	14.7	520
4 x 10 RE	1.88	81	60	16.1	625
5 x 10 RE	1.88	81	60	18.0	770
2 x 16 RE	1.175	105	89	15.6	565
3 x 16 RE	1.175	105	80	16.7	735
4 x 16 RE	1.175	105	80	18.6	895
5 x 16 RE	1.175	105	80	20.4	1100

CONTACT PERSON

Jan Pietroň
Key Account Manager
+420 604 471 907
jan.pietron@koneka.cz

