




# NYY-J or NYY-O









PVC/PVC copper energy cables

COPPER 0,6/1 kV


The cables are designed for distribution of electrical energy in fixed installation in the ground, cable ducts and in the outdoor environment.



## TECHNICAL DATA

 <p><b>Standard</b> DIN VDE 0276-603 (HD 603), HD 627</p>	 <p><b>Rated Voltage</b> 0.6/1 kV</p>	 <p><b>Core identification</b> HD 308 S2</p>
 <p><b>Certificate</b> VDE Germany</p>	 <p><b>Bending radius (min.)</b> 12 x <math>\varnothing</math> of cable (singlecore) 15 x <math>\varnothing</math> of cable (multicore)</p>	 <p><b>Temperature range</b> Laying temperature: min. -5°C Operating temperature: -50°C up to 70°C</p>
 <p><b>Test Voltage</b> core/core 4 kV / 50 Hz</p>	 <p><b>Fire properties</b> EN 60332-1-2: self-extinguishing OPR: Eca</p>	<p>Conductor temperature: max. 70°C Short circuit temperature: max. 140°C</p>

## DESIGN



- 1 Copper conductor, round solid (RE), round stranded (RM) resp. sector-shaped stranded (SM)
- 2 Core insulation (PVC)
- 3 Inner covering (EPDM)
- 4 Sheath (PVC black, UV-resistant)

Number of cores x nominal cross-section (mm <sup>2</sup> )	Max. conductor resistance (Ω/km)	Current rating in the earth (A)	Current rating in the air (A)	Outer diameter appr. (mm)	Total weight appr. (kg/km)
1 x 4 RE	4.61	71	47	9.1	110
1 x 6 RE	3.08	90	59	9.5	130
1 x 10 RE	1.83	124	81	9.7	175
1 x 10 RM	1.83	124	81	10.0	185
1 x 16 RE	1.15	160	107	10.6	230
1 x 16 RM	1.15	160	107	10.9	245
1 x 25 RM	0.727	208	144	12.6	350
1 x 35 RM	0.524	250	176	13.8	455
1 x 50 RM	0.387	296	214	15.4	595
1 x 70 RM	0.268	365	270	17.0	800
1 x 95 RM	0.193	438	334	19.1	1100
1 x 120 RM	0.153	501	389	20.6	1350
1 x 150 RM	0.124	563	446	22.2	1610
1 x 185 RM	0.099	639	516	24.6	2060
1 x 240 RM	0.075	746	618	27.6	2590
1 x 300 RM	0.060	848	717	30.5	3260
1 x 400 RM	0.047	975	843	34.3	4210
1 x 500 RM	0.037	1125	994	37.7	5210
1 x 630 RM	0.028	777	858	42.5	6650
2 x 1.5 RE	12.1	33	22	11.5	160
2 x 2.5 RE	7.41	43	30	12.3	235
2 x 4 RE	4.61	54	37	14.1	315
2 x 6 RE	3.08	68	48	15.1	390
2 x 10 RE	1.83	90	66	17.0	550
2 x 10 RM	1.83	90	66	18.0	575
2 x 25 RM	0.727	151	120	23.1	1100
2 x 35 RM	0.524	133	106	25.6	1285
3 x 1.5 RE	12.1	27	20	12.0	205
3 x 2.5 RE	7.41	36	25	12.5	260
3 x 4 RE	4.61	47	34	14.5	355
3 x 6 RE	3.08	59	43	15.5	430
3 x 10 RE	1.83	79	59	17.5	600
3 x 10 RM	1.83	79	59	18.2	650
3 x 16 RE	1.15	102	79	19.0	810
3 x 16 RM	1.15	102	79	21.4	940
3 x 25 RM	0.727	133	106	24.5	1330
3 x 35 SM	0.524	159	129	22.5	1231
3 x 50 SM	0.387	188	157	25.6	1800
3 x 70 SM	0.268	232	199	29.5	2500
3 x 25 + 16 RM/RE	0.727	133	106	26.7	1400
3 x 50 + 25 SM/RM	0.387	188	157	34.4	2330
3 x 70 + 35 SM/SM	0.268	232	199	43.0	3060
3 x 95 + 50 SM/SM	0.193	280	246	42.8	4160
3 x 120 + 70 SM/SM	0.153	318	285	46.6	5150
3 x 150 + 70 SM/SM	0.124	359	326	50.4	6090
3 x 185 + 95 SM/SM	0.099	406	374	54.4	7460
3 x 240 + 120 SM/SM	0.075	473	445	60.8	9900
3 x 300 + 150 SM/RM	0.060	535	511	66.3	11980
4 x 1.5 RE	12.1	27	20	12.8	240
4 x 2.5 RE	7.41	36	25	13.8	310
4 x 4 RE	4.61	47	34	15.8	425
4 x 6 RE	3.08	59	43	17.1	525



Number of cores x nominal cross-section (mm <sup>2</sup> )	Max. conductor resistance (Ω/km)	Current rating in the earth (A)	Current rating in the air (A)	Outer diameter appr. (mm)	Total weight appr. (kg/km)
4 x 10 RE	1.83	79	59	19.0	790
4 x 10 RM	1.83	79	59	19.0	740
4 x 16 RE	1.15	102	79	23.0	1060
4 x 16 RM	1.15	102	79	22.0	1040
4 x 25 RM	0.727	133	106	26.7	1550
4 x 35 RM	0.524	159	129	29.6	2010
4 x 35 SM	0.524	159	129	27.6	1900
4 x 50 SM	0.387	188	157	34.4	2450
4 x 70 SM	0.268	232	199	43.0	3290
4 x 95 SM	0.193	280	246	46.6	4550
4 x 120 SM	0.153	318	285	46.6	5570
4 x 150 SM	0.124	359	326	50.4	6720
4 x 185 SM	0.099	406	374	57.0	8560
4 x 240 SM	0.075	473	445	63.2	11140
4 x 300 SM	0.060	535	511	62.4	13127
5 x 1.5 RE	12.1	27	20	14.7	280
5 x 2.5 RE	7.41	54	25	14.8	345
5 x 4 RE	4.61	47	34	16.2	495
5 x 6 RE	3.08	59	43	18.5	615
5 x 10 RE	1.83	79	59	20.5	885
5 x 10 RM	1.83	79	59	21.5	940
5 x 16 RE	1.15	102	79	24.5	1230
5 x 16 RM	1.15	102	79	24.8	1310
5 x 25 RM	0.727	133	106	29.9	1920
5 x 35 RM	0.524	159	129	33.1	2474
5 x 50 RM	0.387	188	157	40.0	3343
5 x 70 RMv	0.268	232	199	42.4	4520
5 x 95 RMv	0.193	280	246	50.0	6119
5 x 120 RM	0.153	318	285	51.3	7517
5 x 150 RM	0.124	359	326	58.5	9164
5 x 185 RM	0.099	406	374	63.0	11381
5 x 240 RM	0.075	473	445	69.9	14717
7 x 1,5 RE	0.124	359	326	16.0	300
7 x 2,5 RE	7.41	36	25	17.0	420
7 x 4 RE	4.61	47	34	19.0	630
7 x 6 RE	3.08	59	43	21.0	840
7 x 10 RE	1.83	79	59	23.0	1150
10 x 2,5 RE	1.2	36	25	20.0	500
12 x 2,5 RE	7.41	36	25	21.0	560
14 x 1,5 RE	8.41	27	19	20.0	450
14 x 2,5 RE	7.41	36	25	21.0	630
19 x 1,5 RE	12.1	27	19	22.0	560
21 x 1,5 RE	12.1	27	19	23.0	620
24 x 1,5 RE	12.1	27	19	25.0	700
24 x 2,5 RE	7.41	36	25	27.0	1050
30 x 1,5 RE	12.1	27	195	26.0	810
30 x 2,5 RE	7.41	36	25	28.0	1250
40 x 1,5 RE	12.1	8	7	29.2	1410
40 x 2,5 RE	7.41	11	9	32.2	1894
52 x 1,5 RE	12.1	27	19	32.0	1400
52 x 2,5 RE	7.41	36	25	35.0	2150



**CONTACT PERSON**

**Dogan Özcan**  
Head of Technical Department  
+43 (0) 1 70170-154  
dogan.oezcan@skw.at

