



We Make
Modern Life
Possible











NAYY-J or NAYY-O

PVC/PVC aluminium underground cable


Power distribution cable for power stations, industrial facilities and switching stations as well as for local power networks. For fixed installation indoors, in cable ducts, outdoors and in water, according to the applicable erection standards, if no risk of any mechanical damage is to be expected.



TECHNICAL DATA

 <p>Standard DIN VDE 0276-603</p>	 <p>Rated Voltage 0.6/1 kV (U₀/U)</p>	 <p>Core identification HD 308 S2</p>
 <p>Certificate VDE Germany</p>	 <p>Bending radius (min.) 15 x Ø of cable</p>	 <p>Temperature range Laying temperature: min. -5°C Operating temperature: -50°C up to 70°C Conductor temperature: max. 70°C Short circuit temperature: max. 160°C</p>
 <p>Test Voltage 4 kV / 50 Hz</p>	 <p>Fire properties EN 60332-1-2: flame retardant</p>	

DESIGN



Number of cores x nominal cross-section (mm ²)	Max. conductor resistance (Ω/km)	Current rating in the earth (A)	Current rating in the air (A)	Outer diameter appr. (mm)	Total weight appr. (kg/km)	Standard lengths/packing (m)
1 x 25 RM	1.2	160	110	12.6	210	500 D, 1000 D
1 x 35 RM	0.868	193	135	13.7	240	500 D, 1000 D
1 x 50 RM	0.641	230	166	15.5	315	500 D, 1000 D
1 x 95 RM	0.32	340	259	19.6	520	500 D, 1000 D
1 x 120 RM	0.253	253	239	21.1	615	500 D, 1000 D
1 x 150 RM	0.206	436	345	23.2	740	500 D, 1000 D
1 x 185 RM	0.164	496	401	25.8	904	500 D, 1000 D
1 x 240 RM	0.125	375	378	28.2	1115	500 D, 1000 D
1 x 300 RM	0.1	654	550	31.9	1435	500 D, 1000 D
1 x 400 RM	0.078	756	653	34.9	1820	500 D, 1000 D
1 x 500 RM	0.061	873	772	37.0	2015	500 D, 1000 D
1 x 630 RM	0.047	1011	915	44.1	2600	500 D, 1000 D
1 x 70 RM	0.443	283	210	17.5	405	500 D, 1000 D
4 x 25 RM	1.2	102	81	26.7	1040	1000 D
4 x 25 RE	1.2	102	81	25.5	990	1000 D
4 x 35 RE	0.868	122	99	27.8	1130	1000 D
4 x 50 SE	0.641	144	119	31.9	1300	500 D, 1000 D
4 x 50 SM	0.641	144	119	29.6	1060	500 D, 1000 D
4 x 70 SE	0.443	179	152	36.1	1740	1000 D
4 x 95 SE	0.32	215	186	40.3	2240	1000 D
4 x 95 SM	0.32	215	189	43.0	2340	1000 D
4 x 120 SE	0.253	245	216	43.0	2400	500 D, 1000 D
4 x 120 SM	0.253	245	216	41.3	2258	500 D, 1000 D
4 x 150 SE	0.206	275	246	47.7	3120	500 D, 1000 D
4 x 150 SM	0.206	275	246	45.1	2745	500 D, 1000 D
4 x 185 SE	0.164	313	285	52.7	4170	500 D
4 x 185 SM	0.164	313	285	57.0	4360	500 D
4 x 240 SE	0.125	364	338	57.9	5000	500 D
4 x 240 SM	0.125	364	338	55.0	5080	500 D
4 x 300 SM	0.1	419	400	61.0	5170	500 D
5 x 16 RM	1.91	92	72	23.8	725	500 D, 1000 D
5 x 25 RM	1.2	102	82	28.8	1060	500 D, 1000 D
5 x 35 RM	0.868	123	100	31.8	1305	500 D, 1000 D
5 x 50 RM	0.641	144	119	36.2	1720	500 D, 1000 D
5 x 70 RM	0.443	179	152	44.0	2240	500 D, 1000 D
5 x 95 RM	0.32	215	186	47.0	3060	1000 D
5 x 95 SM	0.32	215	186	43.0	2550	1000 D
5 x 120 RM	0.253	245	216	53.0	3580	1000 D
5 x 150 RM	0.206	275	246	56.0	4400	500 D, 1000 D
5 x 150 SM	0.206	275	246	53.0	3679	500 D, 1000 D
5 x 185 SM	0.164	313	285	57.0	4400	500 D
5 x 240 SM	0.125	364	336	65.7	6514	500 D

CONTACT PERSON

Dogan Özcan
Head of Technical Department
+43 (0) 1 70170-154
dogan.oezcan@skw.at

