




E-YY-J or E-YY-O









PVC/PVC copper energy cables

COPPER 0,6/1 kV


Power distribution cable for power stations, industrial facilities and switching stations as well as for local power networks. For fixed installation indoors, in cable ducts, outdoors and in water, according to the applicable erection standards, if no risk of any mechanical damage is to be expected.



TECHNICAL DATA

 <p>Standard ÖVE/ONORM E 8200-603 (HD 603) ÖVE/ÖNORM E 8200-627 (HDG27) for multi-core (6-61x)</p>	 <p>Rated Voltage 0,6/1 kV</p>	 <p>Core identification HD 308 S2</p>
 <p>Certificate ÖVE Austria</p>	 <p>Bending radius (min.) 12 x \varnothing of cable (multicore) 15 x \varnothing of cable (singlecore)</p>	 <p>Temperature range Laying temperature: min. -5°C Operating temperature: -50°C up to 70°C Conductor temperature: max. 70°C Short circuit temperature: max. 160°C</p>
 <p>Test Voltage core/core 4 kV / 50 Hz</p>	 <p>Fire properties EN 60332-1-2: self-extinguishing CPR classification: Eca</p>	

DESIGN



- 1 Copper conductor, round solid (RE), round stranded (RM) resp. sector-shaped stranded (SM)
- 2 Core insulation (PVC)
- 3 Inner covering (EPDM or plastic tape)
- 4 Sheath (PVC black, UV-resistant)

Number of cores x nominal cross-section (mm ²)	Max. conductor resistance (Ω/km)	Current rating in the earth (A)	Current rating in the air (A)	Outer diameter appr. (mm)	Total weight appr. (kg/km)
1 x 10 RE	1.83	83	64	8.5	152
1 x 16 RE	1.15	107	84	10.1	232
1 x 16 RM	1.15	107	84	10.4	239
1 x 25 RM	0.727	138	114	11.9	345
1 x 35 RM	0.524	164	139	13.0	444
1 x 50 RM	0.387	195	169	14.6	582
1 x 70 RM	0.268	238	213	16.4	789
1 x 95 RM	0.193	286	264	18.5	1060
1 x 120 RM	0.153	325	307	19.8	1293
1 x 150 RM	0.124	365	352	21.7	1578
1 x 185 RM	0.099	413	406	24.2	1971
1 x 240 RM	0.075	479	483	27.0	2540
1 x 300 RM	0.060	539	552	29.6	3142
1 x 400 RM	0.047	614	646	33.2	3968
1 x 500 RM	0.037	693	747	37.1	5054
1 x 630 RM	0.028	740	840	40.9	6401
2 x 1.5 RE	12.1	32	20	10.0	147
2 x 2.5 RE	7.41	42	27	10.7	182
2 x 4 RE	4.61	54	37	12.4	251
2 x 6 RE	3.08	68	48	13.4	312
2 x 10 RE	1.83	90	66	15.4	445
2 x 16 RE	1.16	116	89	17.0	590
2 x 25 RM	0.727	132	105	19.5	1100
2 x 35 RM	0.524	159	129	24.4	1250
3 x 1.5 RE	12.1	27	20	10.4	167
3 x 2.5 RE	7.41	36	25	11.2	211
3 x 4 RE	4.61	46	34	13.0	295
3 x 6 RE	3.08	58	43	14.1	372
3 x 10 RE	1.83	78	59	16.2	543
3 x 16 RM	1.15	101	78	18.7	780
3 x 16 RE	1.15	101	78	18.2	754
3 x 25 RM	0.727	132	105	22.1	1151
3 x 25 + 16 RM/RE	0.727	132	105	23.2	1308
3 x 35 SM	0.524	159	129	24.3	1443
3 x 35 + 16 SM/RE	0.524	159	129	24.7	1514
3 x 50 SM	0.387	188	157	25.3	1660
3 x 50 + 25 SM/RM	0.387	188	157	28.1	1948
3 x 70 SM	0.268	232	199	28.1	2267
3 x 70 + 35 SM/RM	0.268	232	199	30.9	2642
3 x 95 SM	0.193	280	246	31.5	3069
3 x 95 + 50 SM/RM	0.193	280	246	36.4	3621
3 x 120 SM	0.153	318	285	34.0	3774
3 x 120 + 70 SM/RM	0.153	318	285	39.2	4525
3 x 150 SM	0.124	359	326	38.0	4665
3 x 150 + 70 SM/RM	0.124	359	326	43.9	5390
3 x 185 SM	0.099	406	374	41.6	5775
3 x 185 + 95 SM/RM	0.099	406	374	49.5	6860
3 x 240 SM	0.075	473	445	47.2	7564
3 x 240 + 120 SM/RM	0.075	473	445	55.1	8803
3 x 300 + 150 SM/RM	0.060	535	510	61.8	11017
4 x 1.5 RE	12.1	27	20	11.1	194
4 x 2.5 RE	7.41	36	25	12.1	249



Number of cores x nominal cross-section (mm ²)	Max. conductor resistance (Ω/km)	Current rating in the earth (A)	Current rating in the air (A)	Outer diameter appr. (mm)	Total weight appr. (kg/km)
4 x 4 RE	4.61	46	34	14.0	351
4 x 6 RE	3.08	58	43	15.2	448
4 x 10 RE	1.83	78	59	17.6	662
4 x 10 RM	1.83	78	59	18.1	685
4 x 16 RE	1.15	101	78	19.8	929
4 x 16 RM	1.15	101	78	20.4	960
4 x 25 RM	0.727	132	105	24.5	1450
4 x 35 SM	0.524	159	129	24.3	1639
4 x 50 SM	0.387	188	157	28.1	2173
4 x 70 SM	0.268	232	199	30.9	2969
4 x 95 SM	0.193	280	246	36.4	4081
4 x 120 SM	0.153	318	285	39.2	5022
4 x 150 SM	0.124	359	326	43.9	6158
4 x 185 SM	0.099	406	374	49.5	7733
4 x 240 SM	0.075	473	445	55.1	10002
5 x 4 RE	4.61	32	34	15.2	412
5 x 1.5 RE	12.1	19	20	12.0	224
5 x 2.5 RE	7.41	25	25	13.0	289
5 x 6 RE	3.08	41	43	16.5	530
5 x 10 RE	1.83	55	59	19.2	795
5 x 10 RM	1.83	55	59	19.8	822
5 x 16 RE	1.15	71	78	21.7	1125
5 x 16 RM	1.15	71	78	22.3	1161
5 x 25 RM	0.727	132	105	26.9	1757
5 x 35 RM	0.524	159	123	29.3	2190
5 x 50 RM	0.387	188	157	29.4	2673
5 x 50 SM	0.387	188	157	30.0	2629
5 x 70 RM	0.268	232	199	34.8	3720
5 x 70 SM	0.268	232	199	32.0	3664
5 x 95 RM	0.193	280	246	38.6	5056
5 x 95 SM	0.193	280	246	40.8	4990
5 x 120 RM	0.153	318	285	43.3	6235
5 x 120 SM	0.153	318	285	40.1	6167
5 x 150 RM	0.124	359	326	54.4	7921
5 x 150 SM	0.124	359	326	48.3	7850
5 x 185 RM	0.099	406	374	55.2	9682
5 x 185 SM	0.099	406	374	54.1	9617
5 x 240 RM	0.075	473	445	68.0	14172
5 x 240 SM	0.075	473	445	68.0	14120
7 x 1.5 RE	12.1	16	13	13.2	291
7 x 2.5 RE	7.41	22	17	14.4	379
7 x 4 RE	4.61	28	22	16.8	542
7 x 6 RE	3.08	35	28	18.3	701
10 x 1.5 RE	12.1	14	11	16.1	412
10 x 2.5 RE	7.41	18	15	17.6	541
10 x 4 RE	4.61	23	19	20.9	784
12 x 1.5 RE	12.1	12	10	16.5	451
12 x 2.5 RE	7.41	16	13	18.1	599
12 x 4 RE	4.61	21	17	21.5	872
14 x 1.5 RE	12.1	12	10	17.2	499
14 x 2.5 RE	7.41	16	13	18.9	667
14 x 4 RE	4.61	21	17	22.6	975



Number of cores x nominal cross-section (mm ²)	Max. conductor resistance (Ω/km)	Current rating in the earth (A)	Current rating in the air (A)	Outer diameter appr. (mm)	Total weight appr. (kg/km)
19 x 1.5 RE	12.1	11	9	18.9	623
19 x 2.5 RE	7.41	15	12	20.8	843
19 x 4 RE	4.61	19	16	25.4	1267
24 x 1.5 RE	12.1	10	8	21.8	795
24 x 2.5 RE	7.41	13	11	24.5	1103
24 x 4 RE	4.61	16	14	29.4	1629
30 x 1.5 RE	12.1	8	7	22.9	918
30 x 2.5 RE	7.41	11	9	25.8	1283
30 x 4 RE	4.61	14	14	31.1	1904
37 x 1.5 RE	12.1	8	7	25.0	1106
37 x 2.5 RE	7.41	11	9	27.7	1521
37 x 4 RE	4.61	14	14	33.5	2269
40 x 1.5 RE	12.1	8	7	25.9	1183
40 x 2.5 RE	7.41	11	9	28.8	1630
44 x 1.5 RE	12.1	7	6	27.9	1332
48 x 1.5 RE	12.1	7	6	28.3	1404
48 x 2.5 RE	7.41	9	8	31.4	1941
52 x 1.5 RE	12.1	7	6	29.5	1450
52 x 1.5 RE	7.41	9	8	34.5	2200
61 x 1.5 RE	12.1	7	6	31.6	1586
61 x 2.5 RE	7.41	9	8	38.0	2630

CONTACT PERSON

Dogan Özcan
 Head of Technical Department
 +43 (0) 1 70170-154
 dogan.oezcan@skw.at

